

HURON CITY SCHOOL DISTRICT

Treasurer's Report

Randy Drewyor, Treasurer/CFO



Monthly Financial Report – April 2021

1. *Cash Reconciliation*
2. *Cash Summary – All Funds (separate document)*
3. *Disbursement Summary (separate document)*
4. *Investment Portfolio*
5. *Monthly Financial Report (narrative of cash flows) (separate document)*
6. *General Fund Financial Report (spreadsheet and graphic)*
7. *Federal & State Grants*

Date: 05/03/2021
Time: 09:32

HURON CITY SCHOOL DISTRICT
Cash Reconciliation as of 04/30/2021

Page: 1

Gross Depository Balances:

Civista	\$132,484.91
Civista Credit Card Account	\$3,225.56

Total Depository Balances (Gross)	\$135,710.47
-----------------------------------	--------------

Adjustments to Bank Balance:

Cash in Transit to Bank	\$0.00
Outstanding Checks	(\$77,090.45)
Adjustments:	

Total Adjustments to Bank Balance	(\$77,090.45)
-----------------------------------	---------------

Investments:

Treasury Bonds and Notes	\$0.00
Certificate of Deposits	\$0.00
Other Securities	\$0.00

Other Investments:

UBS Investments	\$1,418,548.16
Morgan Stanley	\$100,830.17
5/3 Investments	\$698,228.18
STAR Ohio	\$4,877,122.78
STAR Plus	\$150,283.67

Total Investments	\$7,245,012.96
-------------------	----------------

Cash on Hand:

Petty Cash:	
Change Cash:	
Cash with Fiscal Agent	\$0.00

Total Cash on Hand	\$0.00
--------------------	--------

Total Balances	\$7,303,632.98
----------------	----------------

Total Fund Balance	\$7,303,632.98
--------------------	----------------

Depository Clearance Accounts:

Total Clearance Account Balances	\$0.00
----------------------------------	--------

Treasurer

HURON CITY SCHOOL DISTRICT

Cash Summary Report

Full Account Code	Description	Initial Cash	MTD Received	FYTD Received	MTD Expended	FYTD Expended	Fund Balance	Encumbrance	Unencumbered Balance
001-0000	GENERAL FUND	\$ 4,353,632.51	\$ 924,803.21	\$ 15,035,232.42	\$ 1,194,559.43	\$ 13,410,938.30	\$ 5,977,926.63	\$ 835,269.42	\$ 5,142,657.21
001-9194	BUS PURCHASE ALLOWANCE	53,368.84	0.00	0.00	0.00	0.00	53,368.84	0.00	53,368.84
002-9002	BOND RETIRE - HURON PUBLIC LIBRARY	312,635.26	16,095.51	274,994.46	0.73	278,908.60	308,721.12	16,598.75	292,122.37
003-9004	PERMANENT IMPROVEMENT FUND	114,462.96	85,760.25	621,307.60	54,040.98	453,008.93	282,761.63	180,012.96	102,748.67
006-0000	FOOD SERVICE FUND	0.00	64,556.77	365,282.85	45,809.05	436,028.51	(70,745.66)	17,250.50	(87,996.16)
006-9020	SANDI LUNCH FUND	9,827.46	0.00	2,695.00	0.00	0.00	12,522.46	0.00	12,522.46
007-9001	MEMORIAL SCHOLARSHIP FUND	41,859.60	14,000.00	21,553.00	0.00	17,783.00	45,629.60	1,000.00	44,629.60
007-9003	BOYS SOCCER SCHOLARSHIP	10,002.45	0.00	0.00	0.00	1,500.00	8,502.45	0.00	8,502.45
007-9004	FOOTBALL SCHOLARSHIPS	5,292.82	0.00	1,310.00	0.00	0.00	6,602.82	900.00	5,702.82
007-9005	SWIMMING SCHOLARSHIPS	1,751.89	100.00	100.00	0.00	500.00	1,351.89	0.00	1,351.89
007-9006	ADDISON AND OZELMA WILES SCHOLARSHIP FUND	2,230.98	0.00	0.00	0.00	0.00	2,230.98	0.00	2,230.98
007-9009	HURON STRONG - COVID-19 DONATIONS	28,193.17	0.00	0.00	0.00	28,080.00	113.17	0.00	113.17
007-9011	LEIDHEISER SCHOLARSHIP TRUST FUND	321.07	1,000.00	1,000.00	0.00	0.00	1,321.07	0.00	1,321.07
007-9015	POPPY ROTH LEE MISCHLER MEMORIAL FUND	8,678.00	0.00	0.00	0.00	2,000.00	6,678.00	0.00	6,678.00
007-9016	CROSS COUNTRY SCHOLARSHIP FUND	1,253.08	287.58	1,575.73	0.00	1,000.00	1,828.81	500.00	1,328.81
007-9017	TRACK SCHOLARSHIP FUND	839.17	287.58	287.58	0.00	600.00	526.75	0.00	526.75
007-9020	SCOTT KLAIBER MEMORIAL CROSS COUNTRY SCHOLARSHIP	8,115.00	0.00	467.00	0.00	2,000.00	6,582.00	0.00	6,582.00
007-9030	National Jr Honor Society Scholarship	0.00	0.00	0.00	0.00	0.00	0.00	0.00	0.00
007-9050	TIGER FUND GRANT	17,452.61	0.00	5,972.00	263.30	3,509.85	19,914.76	0.00	19,914.76
007-9051	WELLNESS INITIATIVE	7,464.09	0.00	9,920.00	0.00	786.45	16,597.64	150.00	16,447.64
007-9060	WOODLANDS EDUCATIONAL GARDEN	1,051.30	0.00	160.00	0.00	100.00	1,111.30	0.00	1,111.30
007-9070	HURON FALLEN SOLDIER MEMORIAL	1,611.24	0.00	10.00	0.00	0.00	1,621.24	650.00	971.24
007-9075	MC CORMICK FUND RAISING - DIAMOND JUBILEE	7,251.81	0.00	0.00	0.00	0.00	7,251.81	19.77	7,232.04
007-9090	SATANTA VONTHRON SCHOLARSHIP FUND	20,439.29	0.00	10.00	0.00	4,000.00	16,449.29	0.00	16,449.29
018-9002	HS BUILDING FUND	9,633.65	0.00	309.23	0.00	124.54	9,818.34	1,431.75	8,386.59
018-9003	MCCORMICK BUILDING FUND	9,425.40	0.00	1,684.41	468.90	1,086.88	10,022.93	1,725.00	8,297.93
018-9005	WOODLANDS BUILDING FUND	13,160.68	0.00	2,602.58	0.00	688.50	15,074.76	1,032.54	14,042.22
018-9006	WOODLANDS PLAYGROUND FUND	1.00	0.00	0.00	0.00	0.00	1.00	0.00	1.00
018-9007	SHAWNEE BUILDING FUND	4,534.21	0.00	2,130.22	92.81	1,146.74	5,517.69	413.26	5,104.43
019-0000	OTHER GRANT	0.00	0.00	0.00	0.00	0.00	0.00	0.00	0.00

HURON CITY SCHOOL DISTRICT

Cash Summary Report

Full Account Code	Description	Initial Cash	MTD Received	FYTD Received	MTD Expended	FYTD Expended	Fund Balance	Encumbrance	Unencumbered Balance
019-9019	DORN FOUNDATION GRANT	\$ 0.00	\$ 0.00	\$ 10,000.00	\$ 0.00	\$ 10,000.00	\$ 0.00	\$ 0.00	\$ 0.00
019-9020	ERIE COUNTY MENTAL HEALTH BOARD GRANT	0.00	0.00	10,969.00	0.00	10,955.91	13.09	0.00	13.09
019-9021	OCCRRA COVID PRESCHOOL GRANT	0.00	0.00	21,483.00	3,049.80	7,269.99	14,213.01	8,162.68	6,050.33
019-9116	OHIO SPACE GRANT	503.02	0.00	950.00	0.00	897.00	556.02	0.00	556.02
019-9219	ERIE COUNTY COMMUNITY FOUNDATION GRANT FY19	0.23	0.00	0.00	0.00	0.00	0.23	0.00	0.23
022-0000	DISTRICT AGENCY FUND - PUBLIC LIBRARY	0.00	2,299.43	38,072.04	0.10	17,313.74	20,758.30	18,459.93	2,298.37
022-9016	STATE TOURNAMENT ACCOUNT	691.59	0.00	6,740.00	0.00	7,001.08	430.51	0.00	430.51
200-9020	CLASS OF 2020	9,933.44	0.00	0.00	0.00	0.00	9,933.44	0.00	9,933.44
200-9021	CLASS OF 2021	3,786.44	0.00	(45,226.00)	0.00	(46,560.00)	5,120.44	6,280.00	(1,159.56)
200-9022	CLASS OF 2022	0.00	0.00	1,404.11	0.00	1,031.06	373.05	0.00	373.05
200-9209	NATIONAL HONOR SOCIETY	4,279.37	175.00	1,175.00	0.00	1,009.75	4,444.62	0.00	4,444.62
200-9210	MCCORMICK NATIONAL HONOR SOCIETY	3,968.36	30.00	160.00	79.39	79.39	4,048.97	0.00	4,048.97
200-9211	HIGH SCHOOL YEARBOOK	8,165.24	130.00	980.00	0.00	99.00	9,046.24	0.00	9,046.24
200-9213	HIGH SCHOOL STUDENT COUNCIL	13,355.97	0.00	0.00	76.85	2,025.27	11,330.70	0.00	11,330.70
200-9214	TEEN LEADERSHIP CORPS	2,262.78	0.00	1,089.00	128.00	851.65	2,500.13	276.35	2,223.78
200-9216	HS SPEECH AND DEBATE	51.05	0.00	0.00	0.00	0.00	51.05	0.00	51.05
200-9220	MCCORMICK STUDENT COUNCIL	6,834.92	620.00	750.00	306.78	1,302.39	6,282.53	2,085.00	4,197.53
200-9221	HIGH SCHOOL - MODEL UN	0.00	0.00	0.00	0.00	0.00	0.00	0.00	0.00
200-9222	HIGH SCHOOL ART CLUB	1,302.39	0.00	0.00	0.00	0.00	1,302.39	0.00	1,302.39
200-9232	MCCORMICK YEARBOOK	1,499.91	278.00	503.00	0.00	673.35	1,329.56	1,500.00	(170.44)
200-9234	STEAM CONCESSIONS - MCCORMICK	592.26	0.00	0.00	0.00	0.00	592.26	0.00	592.26
200-9241	HIGH SCHOOL ACADEMIC CHALLENGE TEAM	2,044.59	0.00	600.00	0.00	1,202.00	1,442.59	0.00	1,442.59
300-0000	ATHLETICS - HURON CITY SCHOOLS	29,030.76	10,680.60	63,424.97	2,650.22	100,688.16	(8,232.43)	9,086.27	(17,318.70)
300-9020	HALL OF FAME BANQUET	127.67	0.00	0.00	0.00	0.00	127.67	0.00	127.67
300-9215	HURON VOCAL MUSIC PROGRAM	25,195.79	3,660.00	3,740.00	1,749.36	4,299.36	24,636.43	250.00	24,386.43
300-9220	BIDDY BOYS BASKETBALL	4,086.40	0.00	4,875.00	0.00	7,045.00	1,916.40	2,825.00	(908.60)
300-9221	BIDDY BASEBALL	4.10	0.00	180.00	0.00	0.00	184.10	0.00	184.10
300-9222	BIDDY BOYS GOLF	1,094.99	0.00	0.00	0.00	316.12	778.87	0.00	778.87
300-9223	BIDDY TRACK (BOYS AND GIRLS)	4,352.58	0.00	0.00	0.00	344.94	4,007.64	1,171.15	2,836.49
300-9224	BIDDY BOYS SOCCER	7,578.02	0.00	0.00	0.00	0.00	7,578.02	0.00	7,578.02
300-9225	BIDDY CHEERLEADING	5,577.18	0.00	3,156.51	299.00	4,548.20	4,185.49	400.00	3,785.49
300-9226	BIDDY CROSS COUNTRY	18,114.15	0.00	9,247.82	0.00	3,642.63	23,719.34	500.00	23,219.34

HURON CITY SCHOOL DISTRICT

Cash Summary Report

Full Account Code	Description	Initial Cash	MTD Received	FYTD Received	MTD Expended	FYTD Expended	Fund Balance	Encumbrance	Unencumbered Balance
300-9227	BIDDY FOOTBALL	\$ 9,324.02	\$ 0.00	\$ 13,530.25	\$ 725.81	\$ 9,262.96	\$ 13,591.31	\$ 1,644.33	\$ 11,946.98
300-9228	BIDDY GIRLS GOLF	0.00	0.00	2,000.00	0.00	616.03	1,383.97	0.00	1,383.97
300-9229	BIDDY GIRLS SOCCER	2,124.25	0.00	1,055.74	0.00	1,006.25	2,173.74	470.98	1,702.76
300-9230	BIDDY GIRLS BASKETBALL	8,822.22	0.00	8,277.00	0.00	9,949.75	7,149.47	0.00	7,149.47
300-9232	BIDDY GIRLS TENNIS	1,031.20	0.00	836.00	0.00	257.56	1,609.64	100.00	1,509.64
300-9233	BIDDY SOFTBALL	5,175.23	0.00	0.00	199.95	1,153.72	4,021.51	990.70	3,030.81
300-9234	BIDDY SWIMMING	957.03	0.00	0.00	0.00	0.00	957.03	0.00	957.03
300-9235	BIDDY VOLLEYBALL	11,941.59	0.00	7,142.10	0.00	5,373.14	13,710.55	0.00	13,710.55
300-9236	BIDDY WRESTLING	4,003.18	0.00	0.00	0.00	1,106.89	2,896.29	0.00	2,896.29
300-9237	BIDDY BOWLING TEAM	3,731.55	0.00	0.00	0.00	182.66	3,548.89	172.00	3,376.89
300-9238	BIDDY BOYS TENNIS	571.08	0.00	0.00	0.00	0.00	571.08	0.00	571.08
300-9250	BIDDY - OTHER SCHOOL ACTIVIIES	0.00	0.00	0.00	0.00	0.00	0.00	0.00	0.00
401-9021	AUXILIARY SERVICES	0.00	0.00	0.00	0.00	0.00	0.00	0.00	0.00
401-9219	ST PETER AUXILIARY FY18-FY19	2,101.36	0.00	0.00	0.00	0.00	2,101.36	0.00	2,101.36
401-9221	ST PETER AUXILIARY FY20 - FY21	29,217.26	0.00	122,456.80	11,249.43	78,077.02	73,597.04	69,088.39	4,508.65
439-9019	PUBLIC SCHOOL PRESCHOOL GRANT FY19	0.00	0.00	0.00	0.00	0.00	0.00	0.00	0.00
439-9020	PUBLIC SCHOOL PRESCHOOL GRANT FY20	0.00	0.00	661.54	0.00	661.54	0.00	0.00	0.00
439-9021	PUBLIC SCHOOL PRESCHOOL GRANT FY20	0.00	7,338.58	62,379.90	7,338.58	62,379.90	0.00	0.00	0.00
451-9020	PUBLIC SCHOOLS CONNECTIVITY	0.00	0.00	0.00	0.00	0.00	0.00	0.00	0.00
451-9021	PUBLIC SCHOOLS CONNECTIVITY	0.00	0.00	7,200.00	0.00	0.00	7,200.00	0.00	7,200.00
467-9020	STUDENT WELLNESS & SUPPORT RESTRICTED FUNDS	145,648.89	0.00	344,421.91	20,267.38	205,703.64	284,367.16	0.00	284,367.16
499-9019	SCHOOL SAFETY GRANT 2019	0.00	0.00	0.00	0.00	0.00	0.00	0.00	0.00
499-9020	MISCELLANEOUS STATE GRANT FUND	3,485.40	0.00	0.00	0.00	0.00	3,485.40	1,729.04	1,756.36
499-9121	MISCELLANEOUS STATE GRANT FUND	0.00	0.00	0.00	0.00	0.00	0.00	0.00	0.00
507-9021	ESSER	0.00	4,443.54	109,832.37	2,745.04	130,538.61	(20,706.24)	653.58	(21,359.82)
510-9021	CORONA RELIEF FUND	0.00	0.00	60,976.03	0.00	60,976.03	0.00	0.00	0.00
510-9121	BROADBAND OHIO CONNECTIVITY GRANT	0.00	2,246.34	36,657.02	2,246.34	36,657.02	0.00	5,442.45	(5,442.45)
516-9019	IDEA-B 2019 SPECIAL EDUCATION	0.00	0.00	0.00	0.00	0.00	0.00	0.00	0.00
516-9020	IDEA-B 2020 SPECIAL EDUCATION	0.00	0.00	57,131.75	0.00	57,131.75	0.00	0.00	0.00
516-9021	IDEA-B 2021 SPECIAL EDUCATION	0.00	24,959.41	211,975.05	24,960.41	211,975.05	0.00	467.51	(467.51)
516-9219	2019 6B IDEA RESTORATION GRANT	0.00	0.00	0.00	0.00	0.00	0.00	0.00	0.00

HURON CITY SCHOOL DISTRICT

Cash Summary Report

Full Account Code	Description	Initial Cash	MTD Received	FYTD Received	MTD Expended	FYTD Expended	Fund Balance	Encumbrance	Unencumbered Balance
572-9019	TITLE I 2019 IMPROVING BASIC PROGRAMS	\$ 0.00	\$ 0.00	\$ 0.00	\$ 0.00	\$ 0.00	\$ 0.00	\$ 0.00	\$ 0.00
572-9020	TITLE I 2020 IMPROVING BASIC PROGRAMS	0.00	0.00	29,426.62	0.00	29,426.62	0.00	0.00	0.00
572-9021	TITLE I 2021 IMPROVING BASIC PROGRAMS	0.00	33,096.16	160,822.56	16,779.47	160,822.56	0.00	7,502.64	(7,502.64)
572-9121	EXPANDING OPPORTUNITIES GRANT	0.00	0.00	4,060.00	0.00	4,060.00	0.00	0.00	0.00
572-9220	TITLE I DISADVANTAGED CHILDREN	0.00	0.00	0.00	0.00	0.00	0.00	0.00	0.00
587-9019	IDEA 2019 EARLY CHILDHOOD SPECIAL EDUCATION	0.00	0.00	0.00	0.00	0.00	0.00	0.00	0.00
587-9020	IDEA 2020 EARLY CHILDHOOD SPECIAL EDUCATION	0.00	0.00	0.00	0.00	0.00	0.00	0.00	0.00
587-9021	IDEA 2021 EARLY CHILDHOOD SPECIAL EDUCATION	0.00	0.00	7,813.42	0.00	7,813.42	0.00	0.00	0.00
590-0000	IMPROVING TEACHER QUALITY	0.00	0.00	0.00	0.00	0.00	0.00	0.00	0.00
590-9019	TITLE IIA 2019 IMPROVING TEACHER QUALITY	0.00	0.00	0.00	0.00	0.00	0.00	0.00	0.00
590-9020	IMPROVING TEACHER QUALITY	0.00	0.00	3,167.10	0.00	3,167.10	0.00	0.00	0.00
590-9021	IMPROVING TEACHER QUALITY	0.00	650.00	8,791.60	0.00	8,791.60	0.00	12,268.50	(12,268.50)
599-9019	TITLE IV 2019 STUDENT SUPPORT/ACA ENRICHMENT	0.00	0.00	0.00	0.00	0.00	0.00	6.18	(6.18)
599-9020	MISCELLANEOUS FED. GRANT FUND	0.00	0.00	940.13	0.00	940.13	0.00	0.00	0.00
599-9021	MISCELLANEOUS FED. GRANT FUND	0.00	2,073.98	8,014.12	2,073.98	8,014.12	0.00	1,396.38	(1,396.38)
Grand Total		\$ 5,427,057.00	\$ 1,199,571.94	\$ 17,752,446.54	\$ 1,392,161.09	\$ 15,875,871.36	\$ 7,303,632.18	\$ 1,209,883.01	\$ 6,093,749.17

Start Date: 04/01/2021

End Date: 04/30/2021

HURON CITY SCHOOL DISTRICT

Disbursement Summary Report

Reference Number	Check Number	Type	Date	Name	Vendor #	Status	Reconcile Date	Void Date	Amount
21791	6691	ACCOUNTS_PAYA BLE	4/12/2021	CAPITAL ONE PUBLIC FUNDING LLC	900039	RECONCILED	4/12/2021		\$ 5,880.43
21825	6692	ACCOUNTS_PAYA BLE	4/13/2021	GORDON FOOD SERVICE INC	900040	RECONCILED	4/13/2021		630.53
21792	6693	ACCOUNTS_PAYA BLE	4/12/2021	SCHOOL EMPLOYEES RETIREMENT	900023	RECONCILED	4/12/2021		34.54
21761	6694	PAYROLL	4/6/2021	HURON CITY SCHOOL DISTRICT		RECONCILED	4/12/2021		345,836.35
21793	6695	ACCOUNTS_PAYA BLE	4/12/2021	HURON CITY SCHOOLS FOR MEDICAR	900011	RECONCILED	4/12/2021		4,676.66
21795	6696	ACCOUNTS_PAYA BLE	4/12/2021	OHIO SCHOOLS COUNCIL	900006	RECONCILED	4/12/2021		712.50
21794	6697	ACCOUNTS_PAYA BLE	4/12/2021	VISION SERVICE PLAN	900028	RECONCILED	4/12/2021		1,859.94
21796	6698	ACCOUNTS_PAYA BLE	4/12/2021	HURON EMPLOYEE INSURANCE	900009	RECONCILED	4/12/2021		150,152.39
21826	6699	ACCOUNTS_PAYA BLE	4/13/2021	GORDON FOOD SERVICE INC	900040	RECONCILED	4/13/2021		2,231.36
21839	6700	ACCOUNTS_PAYA BLE	4/16/2021	SCHOOL EMPLOYEES RETIREMENT	900023	RECONCILED	4/16/2021		57.15
21840	6701	ACCOUNTS_PAYA BLE	4/16/2021	GORDON FOOD SERVICE INC	900040	RECONCILED	4/16/2021		1,939.75
21841	6702	ACCOUNTS_PAYA BLE	4/19/2021	GORDON FOOD SERVICE INC	900040	RECONCILED	4/19/2021		713.04
21869	6703	ACCOUNTS_PAYA BLE	4/27/2021	GORDON FOOD SERVICE INC	900040	RECONCILED	4/27/2021		4,869.16
21864	6704	PAYROLL	4/21/2021	HURON CITY SCHOOL DISTRICT		RECONCILED	4/21/2021		348,554.07
21867	6705	ACCOUNTS_PAYA BLE	4/21/2021	HURON CITY SCHOOLS FOR MEDICAR	900011	RECONCILED	4/21/2021		4,716.03
21865	6706	ACCOUNTS_PAYA BLE	4/21/2021	STATE TEACHERS RETIREMENT	900001	RECONCILED	4/21/2021		88,528.00
21866	6707	ACCOUNTS_PAYA BLE	4/21/2021	SCHOOL EMPLOYEES RETIREMENT	900002	RECONCILED	4/21/2021		24,962.00
21870	6708	ACCOUNTS_PAYA BLE	4/27/2021	AMERICAN FIDELITY ASSURANCE CO	900013	RECONCILED	4/27/2021		5,931.43
21902	6709	ACCOUNTS_PAYA BLE	4/29/2021	SCHOOL EMPLOYEES RETIREMENT	900023	RECONCILED	4/29/2021		28.27

Start Date: 04/01/2021

End Date: 04/30/2021

HURON CITY SCHOOL DISTRICT

Disbursement Summary Report

Reference Number	Check Number	Type	Date	Name	Vendor #	Status	Reconcile Date	Void Date	Amount
21901	6710	ACCOUNTS_PAYA BLE	4/28/2021	GORDON FOOD SERVICE INC	900040	RECONCILED	4/29/2021		\$ 4,613.82
21781	107815	ACCOUNTS_PAYA BLE	4/8/2021	ABBOTT MECHANICAL SERVICES	302671	RECONCILED	4/30/2021		5,811.58
21790	107816	ACCOUNTS_PAYA BLE	4/8/2021	ACADEMIC THERAPY PUBLICATIONS	301943	RECONCILED	4/30/2021		56.00
21771	107817	ACCOUNTS_PAYA BLE	4/8/2021	AG-PRO OHIO, LLC	303239	RECONCILED	4/30/2021		4.82
21774	107818	ACCOUNTS_PAYA BLE	4/8/2021	BARNES NURSERY INC	2004	RECONCILED	4/30/2021		20.00
21775	107819	ACCOUNTS_PAYA BLE	4/8/2021	BAY AREA GAS CONSORTIUM	2529	RECONCILED	4/30/2021		3,732.79
21769	107820	ACCOUNTS_PAYA BLE	4/8/2021	BROWN SUPPLY COMPANY	2380	RECONCILED	4/30/2021		159.60
21767	107821	ACCOUNTS_PAYA BLE	4/8/2021	CINTAS CORPORATION LOC. 318	3492	RECONCILED	4/30/2021		31.93
21776	107822	ACCOUNTS_PAYA BLE	4/8/2021	COMDOC INC	302968	RECONCILED	4/30/2021		5,727.69
21780	107823	ACCOUNTS_PAYA BLE	4/8/2021	CORNELL'S FOODS INC	8261	RECONCILED	4/30/2021		24.42
21783	107824	ACCOUNTS_PAYA BLE	4/8/2021	Educators Preferred Corporation	303397	RECONCILED	4/12/2021		12,735.80
21787	107825	ACCOUNTS_PAYA BLE	4/8/2021	ENVIRONMENTA L WATER	301181	RECONCILED	4/30/2021		75.00
21766	107826	ACCOUNTS_PAYA BLE	4/8/2021	ERIE COUNTY	5014	RECONCILED	4/30/2021		2,923.17
21772	107827	ACCOUNTS_PAYA BLE	4/8/2021	ESC OF LORAIN COUNTY	6035	RECONCILED	4/30/2021		710.56
21789	107828	ACCOUNTS_PAYA BLE	4/8/2021	HURON ACE HARDWARE	3213	RECONCILED	4/30/2021		23.97
21763	107829	ACCOUNTS_PAYA BLE	4/8/2021	HURON, CITY OF	8039	RECONCILED	4/30/2021		3,495.44
21779	107830	ACCOUNTS_PAYA BLE	4/8/2021	JR FUNDING SUPPORT SERVICES	300007	RECONCILED	4/30/2021		350.00
21788	107831	ACCOUNTS_PAYA BLE	4/8/2021	LYDEN OIL CO	302835	RECONCILED	4/30/2021		320.00
21768	107832	ACCOUNTS_PAYA BLE	4/8/2021	NORTH POINT EDUCATIONAL	5011	RECONCILED	4/30/2021		408.51
21770	107833	ACCOUNTS_PAYA BLE	4/8/2021	OHIO EDISON COMPANY	15004	RECONCILED	4/30/2021		76.95
21762	107834	ACCOUNTS_PAYA BLE	4/8/2021	RACHEL WIXEY AND ASSOCIATES LLC	302958	RECONCILED	4/30/2021		2,054.25

Start Date: 04/01/2021

End Date: 04/30/2021

HURON CITY SCHOOL DISTRICT

Disbursement Summary Report

Reference Number	Check Number	Type	Date	Name	Vendor #	Status	Reconcile Date	Void Date	Amount
21773	107835	ACCOUNTS_PAYA BLE	4/8/2021	SAM'S CLUB / SYCRONY BANK	19979	RECONCILED	4/30/2021		\$ 79.98
21778	107836	ACCOUNTS_PAYA BLE	4/8/2021	SAN BAY COMPANY	19005	VOID		4/16/2021	1,127.99
21765	107837	ACCOUNTS_PAYA BLE	4/8/2021	SCHOOL INSURANCE CONSULTANTS, LLC	303264	RECONCILED	4/30/2021		4,000.00
21782	107838	ACCOUNTS_PAYA BLE	4/8/2021	STAPLES ADVANTAGE	19987	RECONCILED	4/12/2021		109.21
21785	107839	ACCOUNTS_PAYA BLE	4/8/2021	TAC	301778	RECONCILED	4/30/2021		282.60
21777	107840	ACCOUNTS_PAYA BLE	4/8/2021	TYLER MEES	303406	RECONCILED	4/30/2021		22.40
21786	107841	ACCOUNTS_PAYA BLE	4/8/2021	VINSON GROUP, LLC	303174	RECONCILED	4/30/2021		6,633.33
21764	107842	ACCOUNTS_PAYA BLE	4/8/2021	WIESER EDUCATIONAL INC	302701	RECONCILED	4/30/2021		88.44
21784	107843	ACCOUNTS_PAYA BLE	4/8/2021	WILBUR NEWELL	303435	RECONCILED	4/30/2021		3.36
21797	107844	ACCOUNTS_PAYA BLE	4/12/2021	AMERICAN EXPRESS	300290	RECONCILED	4/27/2021		3,246.40
21817	107845	ACCOUNTS_PAYA BLE	4/13/2021	ALTITUDE HEADQUARTERS	301214	RECONCILED	4/30/2021		800.00
21811	107846	ACCOUNTS_PAYA BLE	4/13/2021	BAUMSPAGE.CO M LLC	301411	RECONCILED	4/30/2021		30.60
21807	107847	ACCOUNTS_PAYA BLE	4/13/2021	BSN SPORTS, LLC	301544	RECONCILED	4/14/2021		262.70
21822	107848	ACCOUNTS_PAYA BLE	4/13/2021	BUCKEYE BROADBAND, INC	303008	RECONCILED	4/30/2021		80.65
21809	107849	ACCOUNTS_PAYA BLE	4/13/2021	TELESYSTEM	301007	RECONCILED	4/30/2021		917.93
21806	107850	ACCOUNTS_PAYA BLE	4/13/2021	CAR PARTS WAREHOUSE LOCKBOX	302714	RECONCILED	4/30/2021		28.46
21799	107851	ACCOUNTS_PAYA BLE	4/13/2021	CDW GOVERNMENT INC	3120	RECONCILED	4/30/2021		588.90
21813	107852	ACCOUNTS_PAYA BLE	4/13/2021	CINTAS CORPORATION LOC. 318	3492	RECONCILED	4/30/2021		31.93
21805	107853	ACCOUNTS_PAYA BLE	4/13/2021	DOMINO'S PIZZA INC #2265	4090	RECONCILED	4/30/2021		114.81
21801	107854	ACCOUNTS_PAYA BLE	4/13/2021	DISCOUNT DRUG MART INC	4070	RECONCILED	4/30/2021		28.49
21821	107855	ACCOUNTS_PAYA BLE	4/13/2021	FIRELANDS REGIONAL MED	6045	RECONCILED	4/30/2021		3,441.20

Start Date: 04/01/2021

End Date: 04/30/2021

HURON CITY SCHOOL DISTRICT

Disbursement Summary Report

Reference Number	Check Number	Type	Date	Name	Vendor #	Status	Reconcile Date	Void Date	Amount
				CTR					
21816	107856	ACCOUNTS_PAYA BLE	4/13/2021	HURON ACE HARDWARE	3213	RECONCILED	4/30/2021		\$ 11.18
21814	107857	ACCOUNTS_PAYA BLE	4/13/2021	IRC TEAM SPORTS	300338	RECONCILED	4/30/2021		384.15
21798	107858	ACCOUNTS_PAYA BLE	4/13/2021	JOSTENS INC	10005	RECONCILED	4/14/2021		573.46
21810	107859	ACCOUNTS_PAYA BLE	4/13/2021	LORIS PRINTING & PARTY CENTER	12387	RECONCILED	4/30/2021		725.81
21815	107860	ACCOUNTS_PAYA BLE	4/13/2021	NYECO GAS	302446	RECONCILED	4/30/2021		18.90
21819	107861	ACCOUNTS_PAYA BLE	4/13/2021	PERKINS HIGH SCHOOL/ATHLETIC	16054	RECONCILED	4/30/2021		300.00
21800	107862	ACCOUNTS_PAYA BLE	4/13/2021	PSAT/NMSQT	16057	RECONCILED	4/30/2021		986.00
21818	107863	ACCOUNTS_PAYA BLE	4/13/2021	QUADIENT LEASING USA, INC.	301538	RECONCILED	4/30/2021		412.68
21804	107864	ACCOUNTS_PAYA BLE	4/13/2021	RACHEL WIXEY AND ASSOCIATES LLC	302958	RECONCILED	4/30/2021		3,661.65
21803	107865	ACCOUNTS_PAYA BLE	4/13/2021	RICHEY ATHLETICS	302093	RECONCILED	4/30/2021		7,350.00
21808	107866	ACCOUNTS_PAYA BLE	4/13/2021	ROTARY CLUB OF HURON OH	8353	OUTSTANDING			99.00
21802	107867	ACCOUNTS_PAYA BLE	4/13/2021	SUNRISE COOPERATIVE	19664	RECONCILED	4/13/2021		5,991.45
21820	107868	ACCOUNTS_PAYA BLE	4/13/2021	TORRENCE SOUND EQUIPMENT CO	20015	RECONCILED	4/30/2021		847.50
21812	107869	ACCOUNTS_PAYA BLE	4/13/2021	WHITE HOUSE ARTESIAN SPRINGS	23058	RECONCILED	4/30/2021		32.00
21824	107870	ACCOUNTS_PAYA BLE	4/13/2021	BUCKEYE BROADBAND, INC	303008	RECONCILED	4/30/2021		5.92
21823	107871	ACCOUNTS_PAYA BLE	4/13/2021	OHIO EDISON COMPANY	15004	RECONCILED	4/30/2021		2,457.03
21835	107872	ACCOUNTS_PAYA BLE	4/14/2021	BUG MAN	301275	RECONCILED	4/30/2021		1,450.00
21836	107873	ACCOUNTS_PAYA BLE	4/14/2021	CARTER LUMBER COMPANY	303412	RECONCILED	4/30/2021		102.84
21828	107874	ACCOUNTS_PAYA BLE	4/14/2021	FAIR AND SQUARE BUILD & REPAIR	302497	RECONCILED	4/30/2021		2,300.00
21837	107875	ACCOUNTS_PAYA BLE	4/14/2021	FIRST FILTER LLC	300232	RECONCILED	4/21/2021		1,266.78
21830	107876	ACCOUNTS_PAYA	4/14/2021	GENE PTACEK &	301700	RECONCILED	4/30/2021		150.00

Start Date: 04/01/2021

End Date: 04/30/2021

HURON CITY SCHOOL DISTRICT

Disbursement Summary Report

Reference Number	Check Number	Type	Date	Name	Vendor #	Status	Reconcile Date	Void Date	Amount
21834	107877	BLE ACCOUNTS_PAYA BLE	4/14/2021	SON FIRE HEATECH CLEANING SYSTEMS	8050	RECONCILED	4/30/2021		\$ 1,250.50
21829	107878	BLE ACCOUNTS_PAYA BLE	4/14/2021	MCGRAW HILL LLC	13319	RECONCILED	4/30/2021		1,336.06
21832	107879	BLE ACCOUNTS_PAYA BLE	4/14/2021	SAFE HARBOR SECURITY & FIRE LLC	303244	RECONCILED	4/30/2021		1,757.00
21831	107880	BLE ACCOUNTS_PAYA BLE	4/14/2021	SAN BAY COMPANY	19005	RECONCILED	4/30/2021		223.00
21827	107881	BLE ACCOUNTS_PAYA BLE	4/14/2021	TOFT DAIRY INC	600014	RECONCILED	4/30/2021		214.17
21838	107882	BLE ACCOUNTS_PAYA BLE	4/14/2021	VERIZON WIRELESS	22010	RECONCILED	4/30/2021		2,579.40
21833	107883	BLE ACCOUNTS_PAYA BLE	4/14/2021	WILSON LANGUAGE TRAINING	301983	RECONCILED	4/30/2021		265.68
21846	107884	BLE ACCOUNTS_PAYA BLE	4/19/2021	CINTAS CORPORATION LOC. 318	3492	RECONCILED	4/30/2021		34.73
21849	107885	BLE ACCOUNTS_PAYA BLE	4/19/2021	FINAL FORMS	303159	RECONCILED	4/30/2021		46.50
21845	107886	BLE ACCOUNTS_PAYA BLE	4/19/2021	HURON ACE HARDWARE	3213	RECONCILED	4/30/2021		38.99
21844	107887	BLE ACCOUNTS_PAYA BLE	4/19/2021	LUCKY STONE PROMOTIONS, LTD	303036	RECONCILED	4/30/2021		700.00
21842	107888	BLE ACCOUNTS_PAYA BLE	4/19/2021	NORTH POINT EDUCATIONAL	5011	RECONCILED	4/30/2021		115,061.23
21847	107889	BLE ACCOUNTS_PAYA BLE	4/19/2021	OHIO EDISON COMPANY	15005	RECONCILED	4/30/2021		11,593.06
21848	107890	BLE ACCOUNTS_PAYA BLE	4/19/2021	BREWER- GARRETT	302975	RECONCILED	4/30/2021		1,495.30
21843	107891	BLE ACCOUNTS_PAYA BLE	4/19/2021	TOFT DAIRY INC	600014	RECONCILED	4/30/2021		1,135.93
21850	107892	BLE ACCOUNTS_PAYA BLE	4/20/2021	COLUMBIA GAS OF OHIO	3249	OUTSTANDING			3,703.20
21857	107893	BLE ACCOUNTS_PAYA BLE	4/20/2021	EDISON HIGH SCHOOL/ATHLETIC	5149	RECONCILED	4/30/2021		250.00
21862	107894	BLE ACCOUNTS_PAYA BLE	4/20/2021	FREMONT CITY SCHOOLS	6042	RECONCILED	4/30/2021		150.00
21854	107895	BLE ACCOUNTS_PAYA BLE	4/20/2021	HOUGHTON MIFFLIN HARCOURT	8027	RECONCILED	4/21/2021		1,252.61
21860	107896	BLE ACCOUNTS_PAYA BLE	4/20/2021	SAN BAY COMPANY	19005	RECONCILED	4/30/2021		53.59

Start Date: 04/01/2021

End Date: 04/30/2021

HURON CITY SCHOOL DISTRICT

Disbursement Summary Report

Reference Number	Check Number	Type	Date	Name	Vendor #	Status	Reconcile Date	Void Date	Amount
21858	107897	ACCOUNTS_PAYA BLE	4/20/2021	NORTH CENTRAL OHIO EDUCATIONAL	300816	RECONCILED	4/30/2021		\$ 1,966.68
21861	107898	ACCOUNTS_PAYA BLE	4/20/2021	HPS LLC	301854	RECONCILED	4/30/2021		1,572.48
21859	107899	ACCOUNTS_PAYA BLE	4/20/2021	BRECKENRIDGE KITCHEN EQUIPTMNE	302736	RECONCILED	4/30/2021		5,719.00
21851	107900	ACCOUNTS_PAYA BLE	4/20/2021	TOBINS LAKE STUDIOS	302817	RECONCILED	4/30/2021		824.36
21856	107901	ACCOUNTS_PAYA BLE	4/20/2021	EQUIPAARTS	302965	RECONCILED	4/30/2021		778.11
21863	107902	ACCOUNTS_PAYA BLE	4/20/2021	ASSETGENIE, INC.	303022	RECONCILED	4/30/2021		998.65
21853	107903	ACCOUNTS_PAYA BLE	4/20/2021	CHEER ALL STAR BOWS	303142	RECONCILED	4/30/2021		299.00
21852	107904	ACCOUNTS_PAYA BLE	4/20/2021	SAFE HARBOR SECURITY & FIRE LLC	303244	RECONCILED	4/30/2021		1,123.00
21855	107905	ACCOUNTS_PAYA BLE	4/20/2021	ERIE METROPARKS	303449	RECONCILED	4/30/2021		75.00
21868	107906	ACCOUNTS_PAYA BLE	4/26/2021	CAPITAL ONE COMMERCIAL	302854	RECONCILED	4/26/2021		2,545.19
21871	107907	ACCOUNTS_PAYA BLE	4/27/2021	LXP LIMITED	303226	OUTSTANDING			50.00
21872	107908	ACCOUNTS_PAYA BLE	4/27/2021	UNITED STATES POSTAL SERVICE	301469	OUTSTANDING			3,000.00
21898	107909	ACCOUNTS_PAYA BLE	4/28/2021	DENNIS ANTONELLI	303062	RECONCILED	4/30/2021		39.56
21873	107910	ACCOUNTS_PAYA BLE	4/28/2021	BOOMBAH, INC	303263	OUTSTANDING			199.95
21877	107911	ACCOUNTS_PAYA BLE	4/28/2021	BRICKER & ECKLER, LLP	423	OUTSTANDING			4,731.66
21894	107912	ACCOUNTS_PAYA BLE	4/28/2021	BUDGET CHALLENGE	303176	RECONCILED	4/30/2021		1,100.00
21892	107913	ACCOUNTS_PAYA BLE	4/28/2021	CDW GOVERNMENT INC	3120	OUTSTANDING			1,233.57
21893	107914	ACCOUNTS_PAYA BLE	4/28/2021	CENTURYLINK	302858	RECONCILED	4/29/2021		1,914.32
21884	107915	ACCOUNTS_PAYA BLE	4/28/2021	CHEMICAL SERVICE & SUPPLIES	3442	RECONCILED	4/30/2021		187.20
21887	107916	ACCOUNTS_PAYA BLE	4/28/2021	CINTAS CORPORATION LOC. 318	3492	OUTSTANDING			31.93
21896	107917	ACCOUNTS_PAYA BLE	4/28/2021	CORNELL'S FOODS INC	8261	OUTSTANDING			80.51

Start Date: 04/01/2021

End Date: 04/30/2021

HURON CITY SCHOOL DISTRICT

Disbursement Summary Report

Reference Number	Check Number	Type	Date	Name	Vendor #	Status	Reconcile Date	Void Date	Amount
21899	107918	ACCOUNTS_PAYA BLE	4/28/2021	DOMINO'S PIZZA INC #2265	4090	OUTSTANDING			\$ 107.32
21895	107919	ACCOUNTS_PAYA BLE	4/28/2021	RANDOLPH DREWYOR	303145	RECONCILED	4/30/2021		117.02
21888	107920	ACCOUNTS_PAYA BLE	4/28/2021	EDUCATIONAL SERVICE CENTER OF	303213	OUTSTANDING			9,526.00
21886	107921	ACCOUNTS_PAYA BLE	4/28/2021	FLAGHOUSE INC	301695	OUTSTANDING			309.02
21883	107922	ACCOUNTS_PAYA BLE	4/28/2021	GENERATION GENIUS, INC.	303446	OUTSTANDING			695.00
21890	107923	ACCOUNTS_PAYA BLE	4/28/2021	HURON ACE HARDWARE	3213	OUTSTANDING			45.79
21878	107924	ACCOUNTS_PAYA BLE	4/28/2021	JONES SCHOOL SUPPLY COMPANY	302518	OUTSTANDING			76.85
21882	107925	ACCOUNTS_PAYA BLE	4/28/2021	JULIAN & GRUBE INC	20071	OUTSTANDING			2,400.00
21889	107926	ACCOUNTS_PAYA BLE	4/28/2021	MARGARETTA HIGH SCHOOL/ATHLETI	13217	OUTSTANDING			175.00
21880	107927	ACCOUNTS_PAYA BLE	4/28/2021	MESENBURG CREATIVE CATERING	13410	OUTSTANDING			600.00
21874	107928	ACCOUNTS_PAYA BLE	4/28/2021	NCS PEARSON INC	301035	RECONCILED	4/29/2021		45.00
21879	107929	ACCOUNTS_PAYA BLE	4/28/2021	RACHEL WIXEY AND ASSOCIATES LLC	302958	OUTSTANDING			4,607.42
21881	107930	ACCOUNTS_PAYA BLE	4/28/2021	RILEY'S ANGELS	303453	OUTSTANDING			128.00
21891	107931	ACCOUNTS_PAYA BLE	4/28/2021	SAN BAY COMPANY	19005	OUTSTANDING			1,290.30
21885	107932	ACCOUNTS_PAYA BLE	4/28/2021	SCHOOL OUTFITTERS LLC	300045	OUTSTANDING			3,946.70
21900	107933	ACCOUNTS_PAYA BLE	4/28/2021	SNA OF OHIO	301607	OUTSTANDING			48.50
21897	107934	ACCOUNTS_PAYA BLE	4/28/2021	THE BULK BOOK STORE	303443	OUTSTANDING			468.90
21876	107935	ACCOUNTS_PAYA BLE	4/28/2021	TOFT DAIRY INC	600014	OUTSTANDING			1,508.67
21875	107936	ACCOUNTS_PAYA BLE	4/28/2021	WILSON LANGUAGE TRAINING	301983	OUTSTANDING			1,356.48
21905	107937	ACCOUNTS_PAYA BLE	4/29/2021	CDW GOVERNMENT INC	3120	OUTSTANDING			2,662.31
21909	107938	ACCOUNTS_PAYA	4/29/2021	CARDINAL BUS	3418	OUTSTANDING			365.77

HURON CITY SCHOOL DISTRICT

Disbursement Summary Report

Reference Number	Check Number	Type	Date	Name	Vendor #	Status	Reconcile Date	Void Date	Amount
		BLE		SALES					
21914	107939	ACCOUNTS_PAYA	4/29/2021	GRAINGER	7061	RECONCILED	4/30/2021		\$ 46.23
		BLE							
21906	107940	ACCOUNTS_PAYA	4/29/2021	NCS PEARSON	301035	RECONCILED	4/30/2021		787.50
		BLE		INC					
21907	107941	ACCOUNTS_PAYA	4/29/2021	BAUMSPAGE.CO	301411	OUTSTANDING			42.84
		BLE		M LLC					
21912	107942	ACCOUNTS_PAYA	4/29/2021	SUREENERGY	301451	OUTSTANDING			2,000.00
		BLE							
21908	107943	ACCOUNTS_PAYA	4/29/2021	NCS PEARSON	301744	OUTSTANDING			174.00
		BLE		INC					
21903	107944	ACCOUNTS_PAYA	4/29/2021	MILLCRAFT	301752	OUTSTANDING			1,730.10
		BLE		PAPER COMPANY					
21910	107945	ACCOUNTS_PAYA	4/29/2021	BECK, JERRY A II	302110	OUTSTANDING			300.00
		BLE							
21904	107946	ACCOUNTS_PAYA	4/29/2021	ASSETGENIE,	303022	OUTSTANDING			179.85
		BLE		INC.					
21911	107947	ACCOUNTS_PAYA	4/29/2021	NRSI INC	303233	OUTSTANDING			30.45
		BLE							
21913	107948	ACCOUNTS_PAYA	4/29/2021	TOFT DAIRY INC	600014	OUTSTANDING			504.24
		BLE							
Grand Total									\$ 1,294,602.01

Huron City School District

Investment Portfolio

As of April 30, 2021

Star Ohio

Money Market

<u>Term</u>	<u>Amount</u>	<u>Interest</u>	<u>Interest Paid</u>	<u>Maturity</u>
n/a	\$4,877,122.78	0.10%	monthly	n/a

Star Ohio Plus

Money Market

<u>Term</u>	<u>Amount</u>	<u>Interest</u>	<u>Interest Paid</u>	<u>Maturity Date</u>
n/a	\$150,283.67	0.07%	monthly	n/a

Morgan Stanley

CD

<u>Term</u>	<u>Amount</u>	<u>Interest</u>	<u>Interest Paid</u>	<u>Maturity</u>
	\$100,830.17	0.15%	monthly	5/3/21

UBS

Fixed Income

<u>Term</u>	<u>Amount</u>	<u>Interest</u>	<u>Interest Paid</u>	<u>Maturity</u>
Varies	\$1,418,548.16	varies	monthly	varies

Fifth Third

Money Market

<u>Term</u>	<u>Amount</u>	<u>Interest</u>	<u>Interest Paid</u>	<u>Maturity</u>
n/a	\$698,228.18	0.10%	monthly	n/a

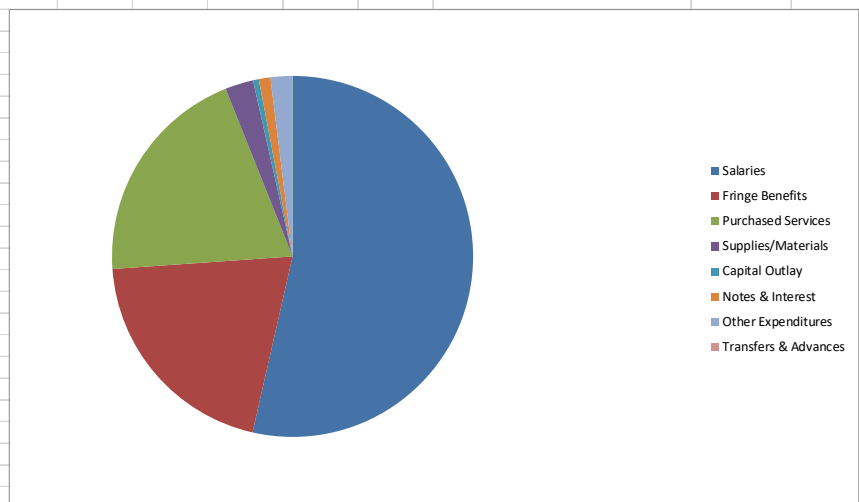
Total	\$7,245,012.96			
--------------	-----------------------	--	--	--

Fiscal Year 2020-2021
April 2021
GENERAL FUND
HURON CITY SCHOOL DISTRICT

	Budget FY 20-21	Current Fiscal YTD	% of Total	Actual FY 19-20	Prior Fiscal YTD	% of Total	% CHANGE FY 21 TO FY 20
REVENUE							
Beginning Cash Balance		4,407,001			5,608,948		
Real Estate Taxes	9,955,466	9,830,215	98.7%	9,770,688	9,770,688	100.0%	0.6%
Public Utilities Personal Property	741,877	807,733	108.9%	698,646	698,646	100.0%	15.6%
Unrestricted State Aid	2,047,473	1,865,280	91.1%	2,081,551	2,008,537	96.5%	-7.1%
Restricted State Aid	49,484	25,137	50.8%	27,800	22,773	81.9%	10.4%
Property Tax Allocation - Rollback & Homestead	1,354,871	1,301,945	96.1%	1,362,547	1,337,715	98.2%	
Tuition	978,593	856,436	87.5%	988,484	675,469	68.3%	26.8%
Interest	95,542	8,826	9.2%	127,391	106,079	83.3%	-91.7%
All other	335,635	212,225	63.2%	338,630		0.0%	#DIV/0!
Total General Fund Revenue	15,558,941	14,907,797	95.8%	15,395,737	14,619,907	95.0%	2.0%
EXPENSES							
Salaries	8,588,073	7,182,753	83.6%	8,515,854	7,263,739	85.3%	-1.1%
Benefits	3,267,727	2,726,329	83.4%	3,113,224	2,626,878	84.4%	3.8%
Purchased Services	3,364,596	2,691,423	80.0%	3,287,950	2,708,509	82.4%	-0.6%
Supplies	464,962	338,499	72.8%	433,289	393,204	90.7%	-13.9%
Capital Outlay	83,714	69,506	83.0%	80,906	78,821	97.4%	-11.8%
Notes & Interest	142,087	139,725	98.3%	142,087	142,087	100.0%	-1.7%
Other Expenses	317,450	262,704	82.8%	311,689	310,586	99.6%	-15.4%
Transfers & Advances Out	75,000	0	0.0%	100,000	0	0.0%	0.0%
Total General Fund Expenses	16,303,609	13,410,938	82.3%	15,984,999	13,523,824	84.6%	-0.8%
Net Cash Flow Fiscal Year to Date		1,496,859			1,096,083		
Ending Cash Balance		5,903,860			6,705,031		
Outstanding Purchase Orders		1,209,883			976,824		
Unencumbered Cash Balance		4,693,977			5,728,207		
True Days Cash		105			131		
Estimated Cost Per Day		44,667			43,795		



EXPENSE ITEM	FISCAL YTD
Salaries	\$7,182,753
Fringe Benefits	\$2,726,329
Purchased Services	\$2,691,423
Supplies/Materials	\$338,499
Capital Outlay	\$69,506
Notes & Interest	\$139,725
Other Expenditures	\$262,704
Transfers & Advances	\$0
Total Expenditures	\$13,410,938





Huron City School District

Federal Programs Summary FY2021

Program Name:	Fund/SCC	Initial Allocation:	Total Revenues:	Total Expenses:	Cash Balance:	Encumbrances:	Remaining Balance:
Title I - Improving Basic Programs	572.9021	\$262,594.79	\$160,822.56	\$160,822.56	\$0.00	\$739.92	\$101,032.31
Expanding Opportunities Grant	572.9121	\$4,507.94	\$4,060.00	\$4,060.00	\$0.00	\$0.00	\$447.94
Title IIA - Supporting Effective Instruction	590.9021	\$38,327.14	\$8,791.60	\$8,791.60	\$0.00	\$6,166.70	\$23,368.84
Title IV - Student Support and Academic Enrichment	599.9021	\$23,125.00	\$8,014.12	\$8,014.12	\$0.00	\$0.00	\$15,110.88
IDEA-B - Special Education	516.9021	\$302,407.87	\$211,975.15	\$211,975.05	\$0.10	\$0.00	\$90,432.82
IDEA Early Childhood Special Education	587.9021	\$10,113.05	\$7,813.42	\$7,813.42	\$0.00	\$0.00	\$2,299.63
ESSER	507.9021	\$193,663.50	\$109,832.37	\$130,538.61	-\$20,706.24	\$15,360.00	\$47,764.89
Student Wellness	467.9020	\$488,016.72	\$344,421.91	\$127,396.18	\$362,674.62	\$32,648.82	\$327,971.72
BroadbandOhio Connectivity	510.9121	\$40,290.00	\$36,657.02	\$36,657.02	\$0.00	\$7,688.79	-\$4,055.81
State CARES	510.9021	\$60,976.03	\$60,976.03	\$60,976.03	\$0.00	\$0.00	\$0.00
Early Childhood Education - State	439.9021	\$64,000.00	\$62,379.90	\$62,379.90	\$0.00	\$0.00	\$1,620.10
Totals:		\$1,488,022.04	\$1,015,744.08	\$819,424.49	\$341,968.48	\$62,604.23	\$605,993.32

Activity through April 30, 2021



Huron City School District

Monthly Financial Report

Fiscal Year 2021 Revenue and Expenditure Activity Through April

Randy Drewyor
Treasurer/CFO



Table of Contents

FISCAL YEAR 2021 REVENUE AND EXPENDITURE ANALYSIS THROUGH APRIL	3
FISCAL YEAR 2021 MONTHLY REVENUE ANALYSIS - APRIL	4
FISCAL YEAR 2021 REVENUE ANALYSIS - JULY - APRIL	5
FISCAL YEAR 2021 MONTHLY EXPENDITURE ANALYSIS - APRIL	6
FISCAL YEAR 2021 EXPENDITURE ANALYSIS - JULY - APRIL	7

FISCAL YEAR 2021 REVENUE AND EXPENDITURE ANALYSIS THROUGH APRIL

1. ACTUAL COMPARED TO FORECAST VARIANCE AND NET FAVORABILITY ANALYSIS

CURRENT YEAR-TO-DATE
REVENUE COLLECTIONS
INDICATE A

\$13,343

FAVORABLE COMPARED TO
FORECAST

CURRENT YEAR-TO-DATE
EXPENDITURES INDICATE A

\$438,057

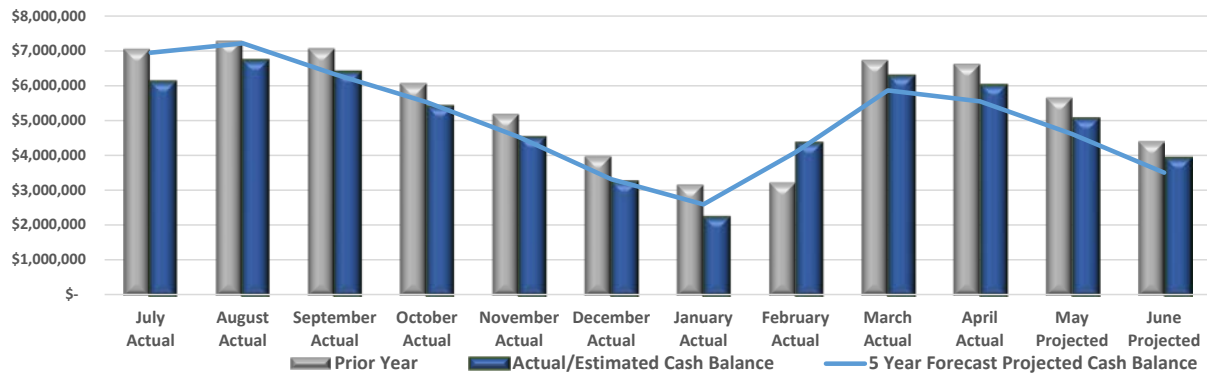
FAVORABLE COMPARED TO
FORECAST

POTENTIAL NET IMPACT
WOULD RESULT IN A

\$451,401

FAVORABLE IMPACT ON THE
CASH BALANCE

2. VARIANCE AND CASH BALANCE COMPARISON



APRIL CASH BALANCE IS

\$581,251

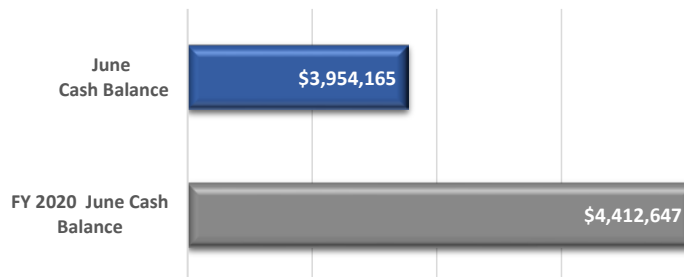
LESS THAN LAST APRIL

APRIL CASH BALANCE IS

\$451,401

MORE THAN THE FORECASTED
AMOUNT

3. FISCAL YEAR 2021 REVENUE SHORTFALL/SURPLUS ANALYSIS (BASED UPON ACTUAL/ESTIMATED VARIANCE)



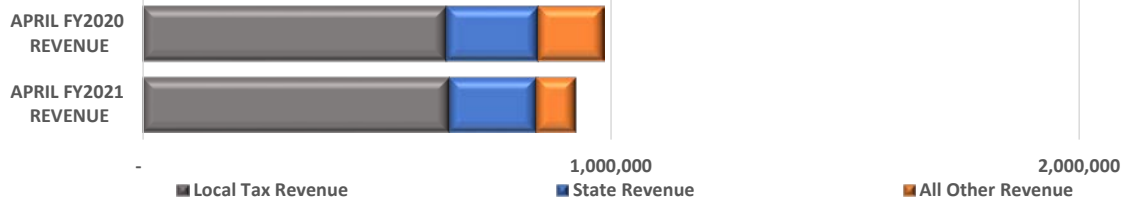
OPERATING DEFICIT OF

\$(458,482)

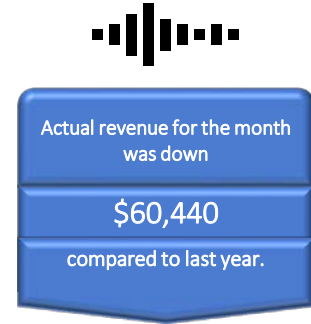
WILL DECREASE THE CASH BALANCE
BY THE END OF THE FISCAL YEAR

FISCAL YEAR 2021 MONTHLY REVENUE ANALYSIS - APRIL

1. APRIL REVENUE COLLECTIONS COMPARED TO PRIOR YEAR

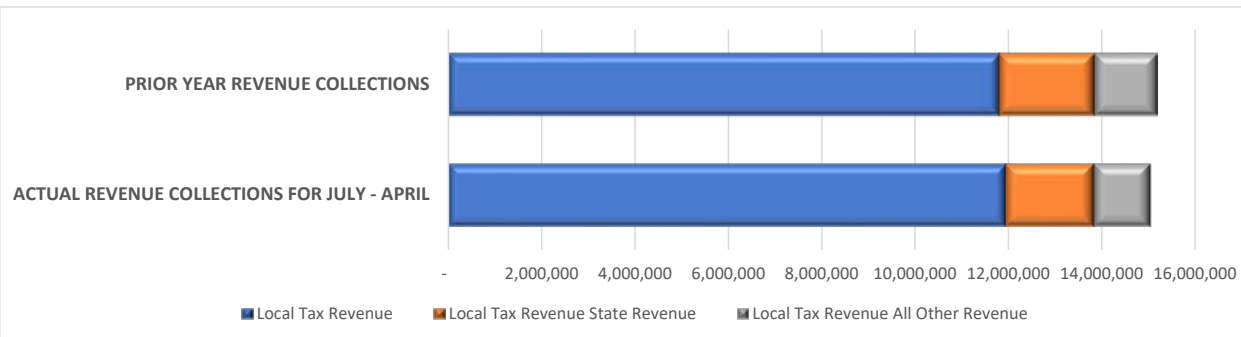


	Actual Revenue Collections For April	Prior Year Revenue Collections	Actual Compared to Last Year
Local Tax Revenue	653,717	647,342	▲ 6,375
State Revenue	186,136	196,228	▼ (10,091)
All Other Revenue	84,950	141,673	▼ (56,724)
Total Revenue	924,803	985,243	▼ (60,440)



Prior year collections included a full collection on state foundation payments (partially restored this year), higher interest payments and higher open enrollment payments.

2. ACTUAL REVENUE RECEIVED THROUGH APRIL COMPARED TO THE PRIOR YEAR



	Actual Revenue Collections For July - April	Prior Year Revenue Collections For July - April	Current Year Compared to Last Year
Local Tax Revenue	11,939,893	11,807,049	▲ 132,844
State Revenue	1,890,417	2,031,310	▼ (140,893)
All Other Revenue	1,204,922	1,343,346	▼ (138,423)
Total Revenue	15,035,232	15,181,704	▼ (146,472)

COMPARED TO THE SAME PERIOD, TOTAL REVENUES ARE

\$146,472

LOWER THAN THE PREVIOUS YEAR

Local revenue is up slightly due to being at the 20 mil floor and some inflationary gains. State revenue is down due to funding cuts. Interest revenue being down is the biggest driver of all other revenue being down.

FISCAL YEAR 2021 REVENUE ANALYSIS - JULY - APRIL

3. POSSIBLE CASH FLOW VARIANCE FROM FORECAST DUE TO FYTD ACTUAL RESULTS

**CURRENT YEAR-TO-DATE REVENUE
COLLECTIONS INDICATE A**

\$13,343

FAVORABLE COMPARED TO FORECAST

	Forecast Annual Revenue Estimates	Cash Flow Actual/Estimated Calculated Annual Amount	Current Year Forecast Compared to Actual/Estimated
Local Tax Revenue	12,068,509	11,939,893	(128,616)
State Revenue	2,096,957	2,297,358	200,401
All Other Revenue	1,459,782	1,401,340	(58,442)
Total Revenue	15,625,248	15,638,591	13,343

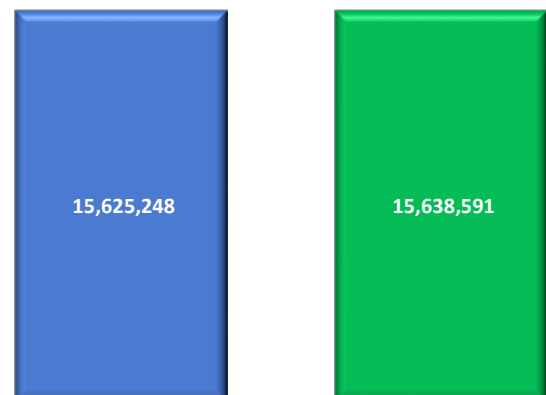
The district's current cash flow, both actual and estimated indicate a favorable variance of \$13,343

Local revenue did not increase as much as had been expected. State revenue is up due primarily to the resoration of portion of the state foundation. Low interest rates continue to hurt revenue.

4. REVENUE VARIANCE ANALYSIS OF POTENTIAL IMPACT

Results through April indicate that Fiscal Year 2021 actual/estimated revenue could total \$15,638,591, a favorable variance of \$13,343 compared to the annual forecast total revenue. This means the forecast cash balance could be improved.

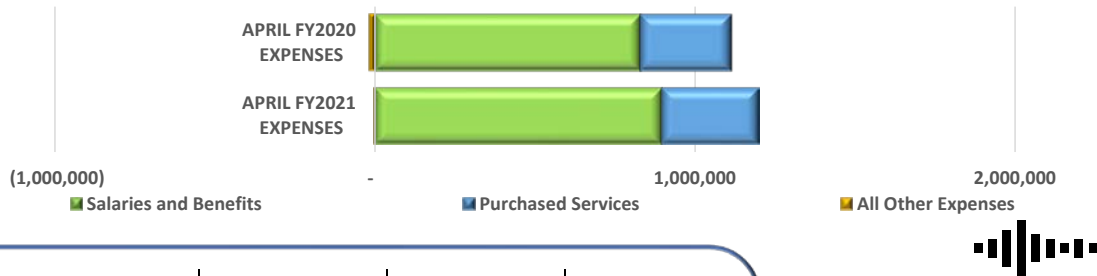
Comparison of 5 Year Forecast Total Revenue with Actual + Estimated Monthly Cash Flow



2021 5-Year Forecast Total Revenue July - April Actual Revenue Collected To-date plus May - June Estimated Revenue Collections

FISCAL YEAR 2021 MONTHLY EXPENDITURE ANALYSIS - APRIL

1. APRIL EXPENDITURES COMPARED TO PRIOR YEAR



	Actual Expenses For April	Prior Year Expenditure Incurred	Actual Compared to Last Year
Salaries and Benefits	895,722	828,957	▲ 66,765
Purchased Services	304,314	285,528	▲ 18,785
All Other Expenses	(5,476)	(18,184)	▲ 12,708
Total Expenditures	1,194,559	1,096,301	▲ 98,259

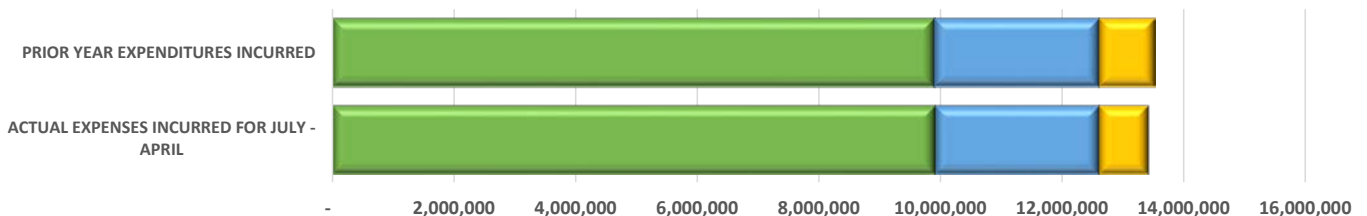
Actual expenses for the month was up

\$98,259

compared to last year.

Favorable spending trends are a result of cost controls.

2. ACTUAL EXPENSES INCURRED THROUGH APRIL COMPARED TO THE PRIOR YEAR



	Actual Expenses For July - April	Prior Year Expenditures Incurred	Actual Compared to Last Year
Salaries and Benefits	9,909,081	9,890,617	▲ 18,464
Purchased Services	2,691,423	2,708,581	▼ (17,157)
All Other Expenses	810,434	924,698	▼ (114,264)
Total Expenditures	13,410,938	13,523,896	▼ (112,958)

Compared to the same period, total expenditures are

\$112,958

lower than the previous year

FISCAL YEAR 2021 EXPENDITURE ANALYSIS - JULY - APRIL

3. POSSIBLE CASH FLOW VARIANCE FROM FORECAST DUE TO FYTD ACTUAL RESULTS

**CURRENT YEAR-TO-DATE
EXPENDITURES INDICATE A**

\$438,057

**FAVORABLE COMPARED TO
FORECAST**

	Forecasted Annual Expenses	Cash Flow Actual/Estimated Calculated Annual Amount	Forecasted amount compared to Actual/Estimated
Salaries and Benefits	11,843,065	11,707,697	▼ (135,368)
Purchased Services	3,521,328	3,352,650	▼ (168,677)
All Other Expenses	1,170,738	1,036,726	▼ (134,012)
Total Expenditures	16,535,130	16,097,073	▼ (438,057)


The district's current cash flow, both actual and estimated expenditures indicate a favorable variance of \$438,057.

Efforts to control costs including not filling positions is providing a positive trend in expenditures

4. EXPENDITURE VARIANCE ANALYSIS OF POTENTIAL IMPACT

Results through April indicate that Fiscal Year 2021 actual/estimated expenditures could total \$16,097,073 which has a favorable expenditure variance of \$438,057. This means the forecast cash balance could be improved.

Comparison of 5 Year Forecast Total
Expenditures with Actual + Estimated
Monthly Cash Flow



2021 5-Year Forecast Total Expenditures July - April Actual Expended to-date plus
May - June Estimated Expenditures